

MIGRATION MATCH 2012

SEPTEMBER 16.2012

7 Stages 132 Rounds

\$15 match fee TMSA members w/cards

\$20 match fee non-members

Sign in at 8:00 AM – on the stages 9:00AM

NO REGISTRATIONS AFTER 9:00AM

Thompson Mountain Sportsmen Association

Pitt Polder BC

Match Directors: Murray "DOC" Gardner

604.889.3822

Alastair Hesp



TMSA

Name: _____
GIVE EXACTLY THE SAME NAME YOU HAVE GIVEN TO IPSC BC AS A MEMBER

Address: _____
STREET NUMBER TYPE APT.# ETC

CITY PROVINCE POSTAL CODE

Phone #: _____

Email: _____

If you wish your name added to my Club mailings, please put an "X" here

TMSA MBR# _____ **IPSC BC #** _____ **ICS Alias** _____

Please Circle Appropriate Items

Division: Open Standard Production Classic Revolver

Class: GM M A B C D U – This is my first match _____

Designation: RO CRO Range Master Stats Able Helper

Squad me with the following person(s) if possible(ONLY if registered early)

Name: _____ Name: _____

Match Fee: Circle the amount you are paying and method Cheque Cash

POST DATED CHEQUES ARE NOT ACCEPTABLE.

TMSA members - \$20 (Early entry: \$15, **RECEIVED BEFORE** Sep10.12)

Non-members - \$25 (Early entry: \$20, **RECEIVED BEFORE** Sep10.12)

Mail registration and cheque (made out to TMSA) to the following address:

TMSA Any questions? Call DOC 604.889.3822
MIGRATION MATCH 2012
PO Box 78044
Port Coquitlam BC V3B 7H5

I understand that from time to time promotional pictures and/or videos are taken at matches.
I grant permission for my picture to be used in IPSC BC and/or IPSC Canada promotions.

Signed: _____ Date: _____
(Cross this area off if you do NOT wish to have your pictures used by IPSC BC or IPSC Canada.)

DO NOT WRITE BELOW THIS LINE

Date received _____ Date Entered in WSS _____

Registration No. _____ Cheque _____ Cash _____



MIGRATION MATCH SEP.16.2012

MATCH INFORMATION

- Rules per current IPSC Rule Book
- Advance registration is preferred, thanks. Registration cutoff is as shown on the cover page
- Canadian competitors must be IPSC Training Course (Black Badge) trained
- As a condition of entry, competitors will be required to work the match
- Due to range and/or weather conditions, distances and actual layout may vary
- Drawings are not to scale and are only a reference to course design. All targets further than 10 meters will be marked so. All steel is 11 meters or further
- It is each competitor's responsibility to be on time for his or her scheduled shooting times.
- One or more Safety Areas will be designated

Remember not to handle ammunition in a Safety Area

- No-shoot paper targets will be clearly marked
- Partial targets will have a minimum 50% of the A zone exposed
- All poppers must fall to score and will be calibrated based on rule appendix C1& are forward falling
- All steel targets will be painted white
- Full targets will be approximately 5'6" to the top unless otherwise noted
- Shooting areas will be a minimum of 1-meter square unless otherwise noted
- Start signal is electronic buzzer unless otherwise specified
- No Chronograph at this match
- This is a published match with xxx rounds, 6 stages, and xxx match points possible

COMPETITOR INFORMATION

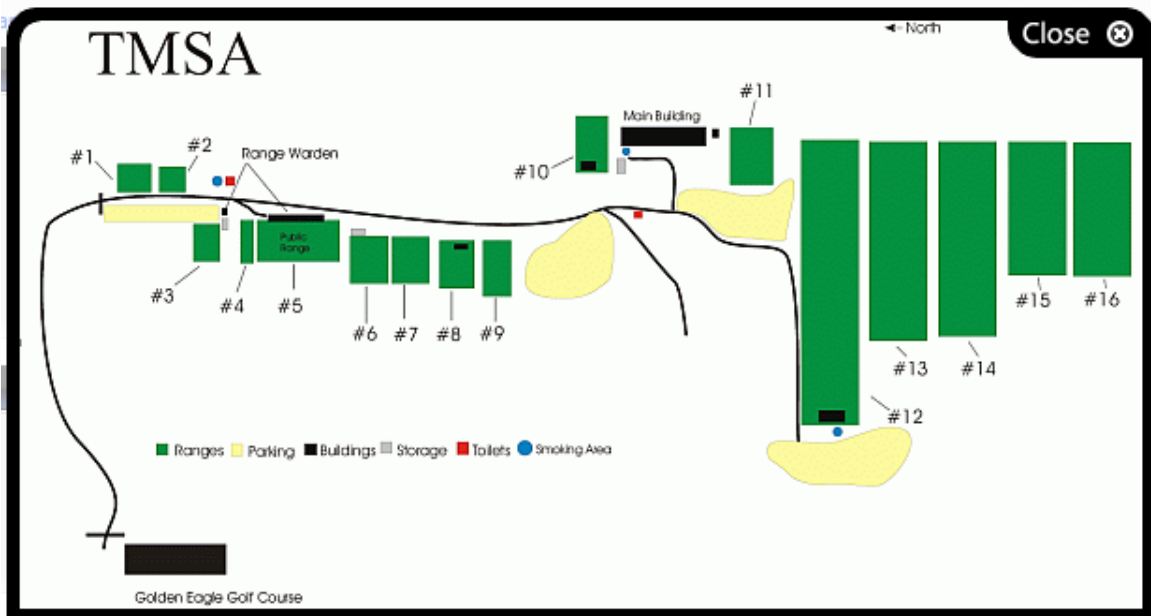
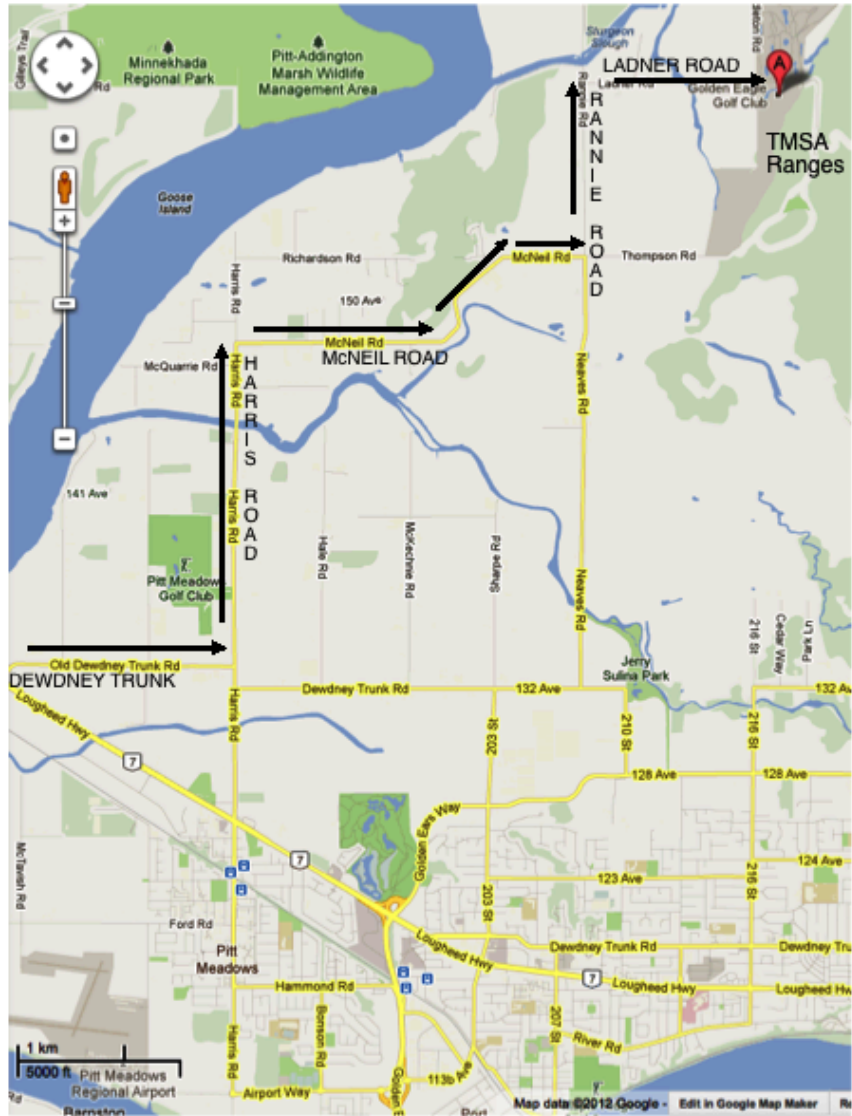
- All competitors and spectators must wear hearing and eye protection.
- Food and drink available; No alcoholic beverages allowed until shooting is completed RM/MD authorized
- Registration opens at 8:00am in the clubhouse. On stages at 9:00am Sunday September 16.2012
- Registration fees – see cover page for Sep10.12 early bird discounts and/or walk in entry fees
- AWARDS

Trophies to be awarded for:

- Match Winner Open/Standard/Production/Classic (if 5 or more entries)
- Top Unclassified Open/Standard/Production/Classic (if 3 or more entries)
- These awards are tentative and are premised on entries received by September10/2012.
- If you have any questions contact:

Murray (DOC) Gardner 604.889.3822 or doc@mdgardner.com

RANGE MAPS



Stage 1 – One left, three right

Range : #6

32 Rounds

Distances : 4-11m

Targets:

12 IPSC paper; 5 Poppers

Start Position:

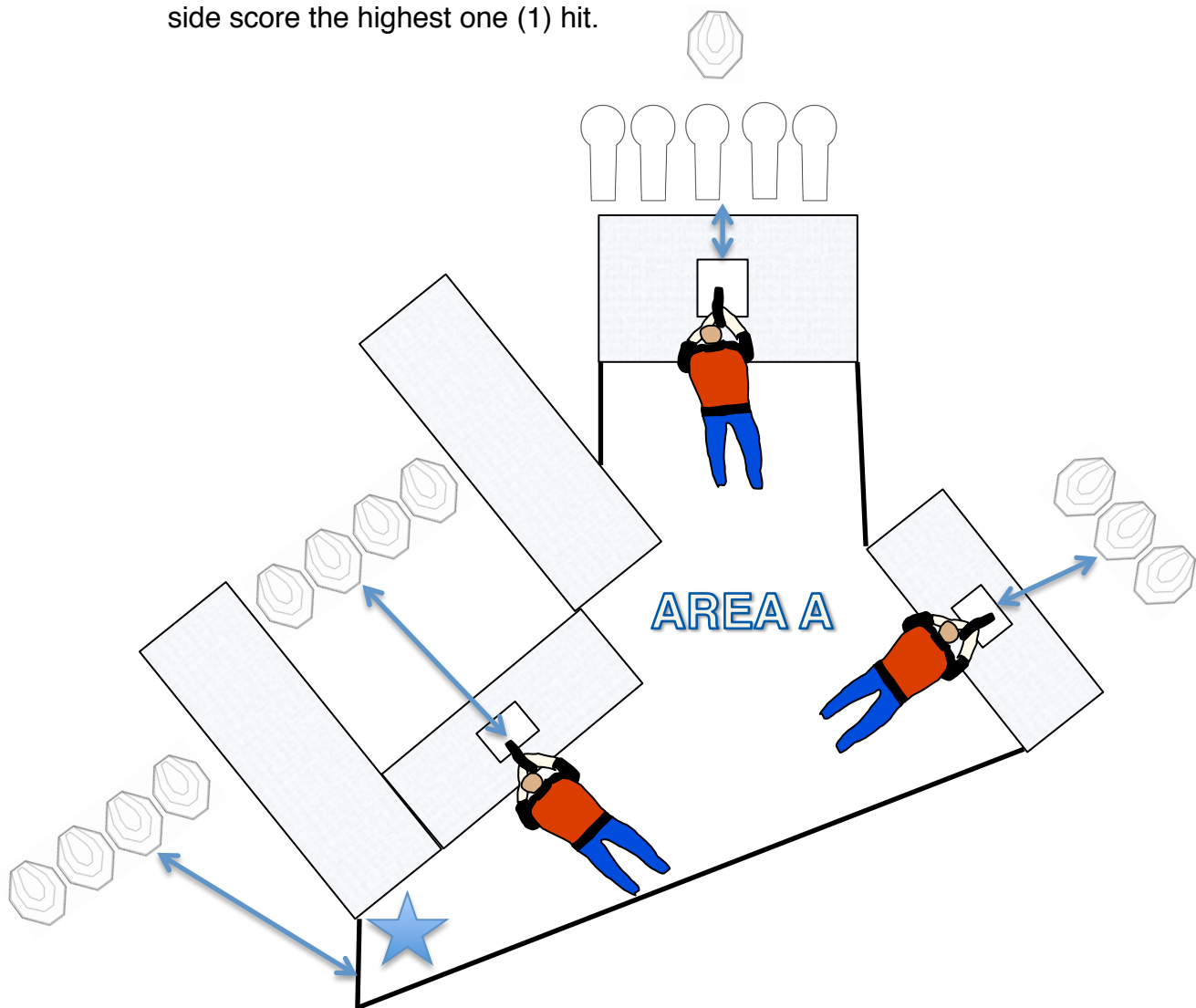
Standing on star with hands on opposite shoulders, pistol loaded and holstered.

Procedure:

On start signal shoot targets as you can see them from Area A (arrows indicate the only view of the targets).

Notes:

Targets on the right side of the range score the high three(3) hits. Targets on the left side score the highest one (1) hit.



Stage 2 – Three left, one right

Range : #7

30 Rounds

Distances : 7-15m

Targets:

14 IPSC paper

Start Position:

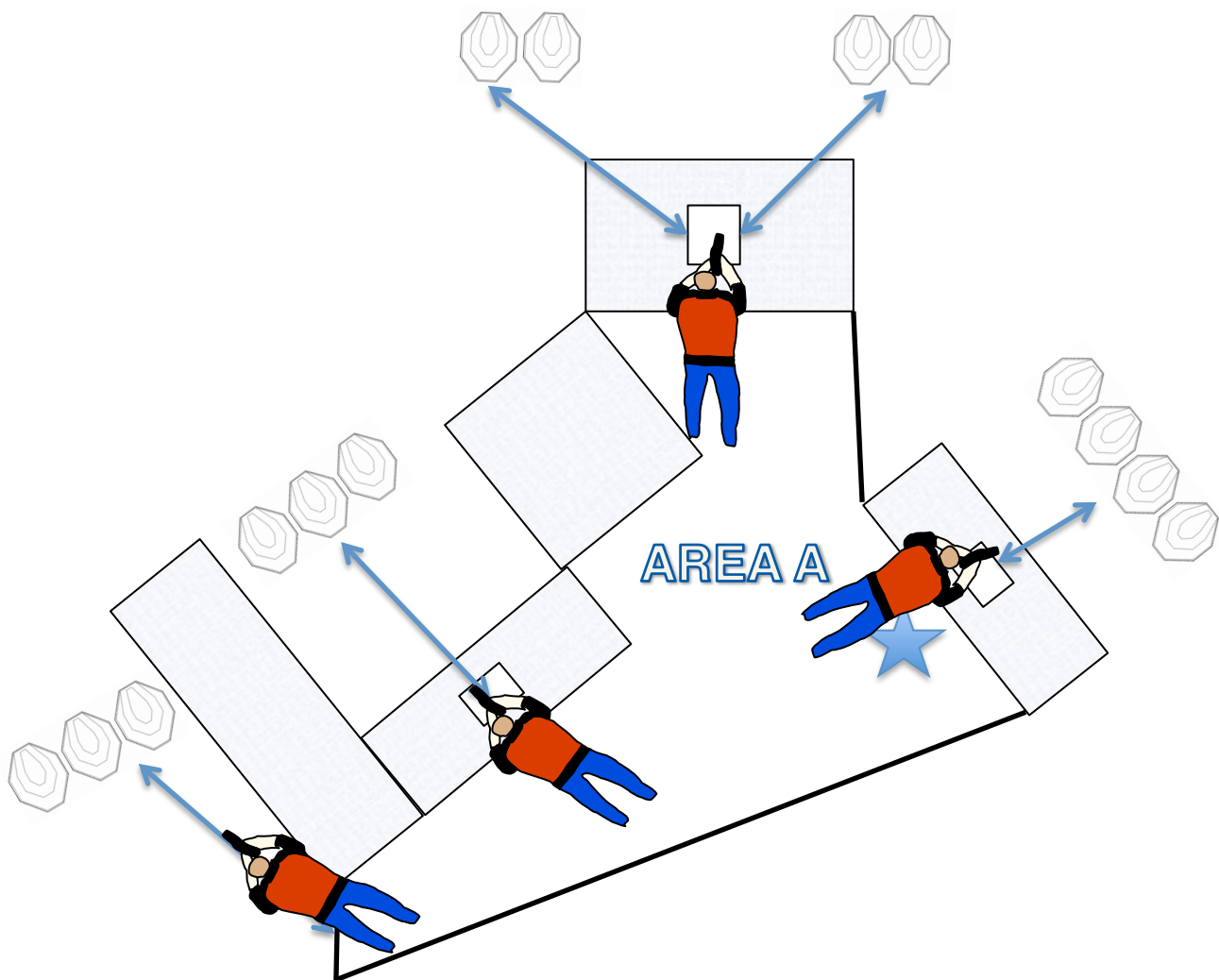
Standing on star with hands above respective shoulders, pistol loaded and holstered.

Procedure:

On start signal shoot targets as you can see them (arrows indicate the only view of the targets).

Notes:

Targets on the left side of the range score the high three (3) hits. Targets on the right side score the highest one (1) hit. Targets at the back score the highest two (2) hits.



Stage 3 – Three left, two right

Range : #8

25 Rounds

Distances : 9-25m

Targets:

9 IPSC paper

Start Position:

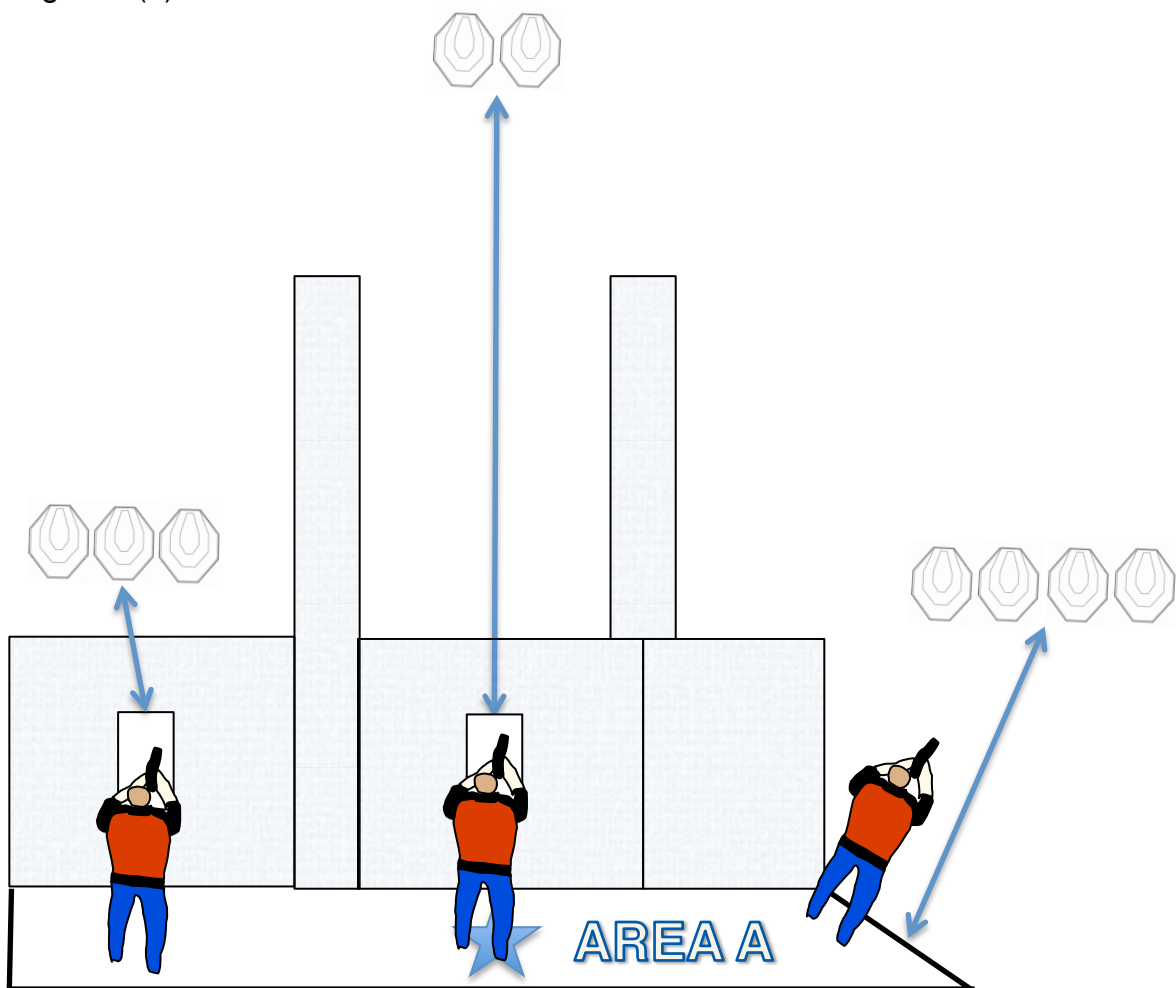
Standing on star with hands clasped at the navel, pistol loaded and holstered.

Procedure:

On start signal shoot targets as you can see them from inside Area A (arrows indicate the only view of the targets).

Notes:

Targets on the left side of the range score the high three(3) hits. Targets at the back in the middle position score the high four(4) hits. Targets on the right side score the high two(2) hits.



Stage 4 – Hose Stages

Range : #9

12 Rounds

Distances : 10-12m

Targets:

6 IPSC paper; 8 No-Shoots

Start Position:

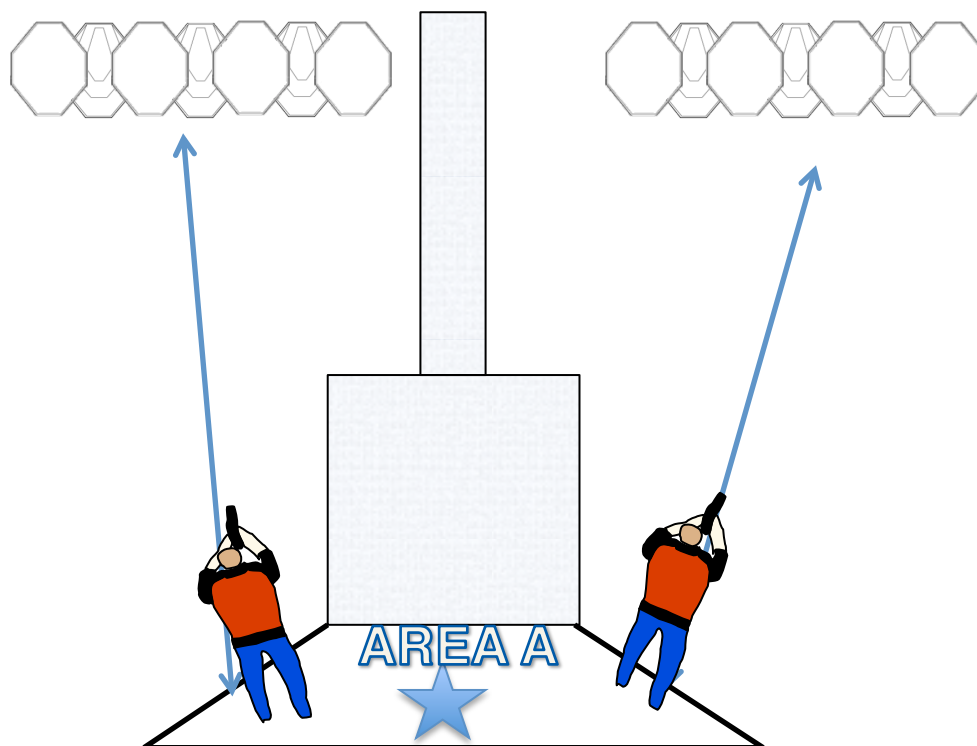
Standing on star with hands on top of head, fingers interlaced.

Procedure:

On start signal shoot targets as you can see them from inside Area A (arrows indicate the only view of the targets).

Notes:

Targets on the left side of the range score the high three (3) hits. Targets on the right side score the highest one (1) hit. Targets at the back score the highest two (2) hits.



Stage 5 – Strong

Range : #10

6 Rounds

Distances : 8m

Targets:


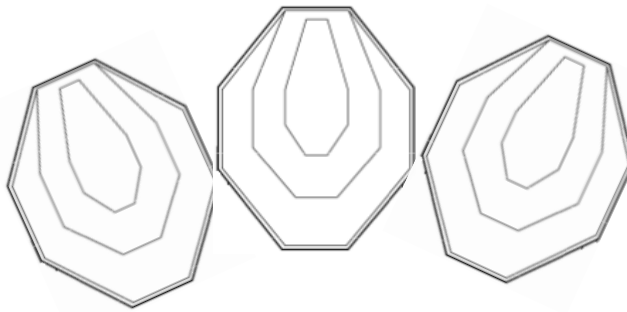
3 IPSC paper

Start Position:

Standing in Area A on star with strong hand in the small of your back, weak hand holding, as if handcuffed, to case. Pistol is loaded and placed on the barrel.

Procedure:

On start signal shoot targets as you can see them inside Area A while holding the case with your weak hand.



AREA A

Stage 6 – Weak

Range : #10

6 Rounds

Distances : 8m

Targets:


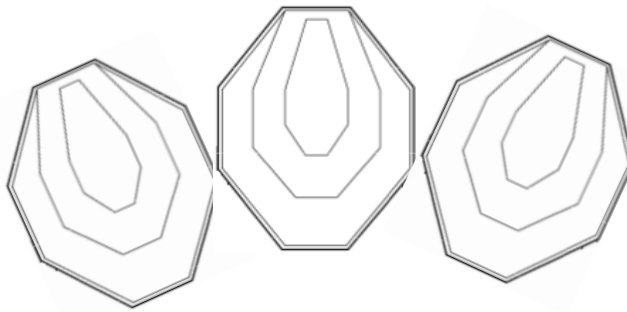
3 IPSC paper

Start Position:

Standing in Area A on star with weak hand in the small of your back, strong hand holding, as if handcuffed, to case. Pistol is loaded and placed on the barrel.

Procedure:

On start signal shoot targets as you can see them while holding the case with your strong hand.



Stage 7 – Same Old, Same Old

Range : #11

21 Rounds

Distances : 8-12m

Targets:

8 IPSC Targets; 5 IPSC Poppers

Start Position:

Standing on star with hands relaxed at sides, pistol loaded and holstered.

Procedure:

On start signal shoot targets as you can see them inside Area A (arrows indicate the only view of the targets).

